

Friends of Kids with Cancer

Financial Report, 2019

January 1, 2019 - December 31, 2019

Statement of Activities

Support and Revenues

Contributions and Grants	\$ 1,057,561
Fundraising Events - Net	\$ 915,856
Investment Income	\$ 589,900

Total Support and Revenues	\$ 2,563,317
----------------------------	--------------

Expenses

Programs and Services	\$ 1,157,691
Management and General	\$ 200,499
Development	\$ 303,918

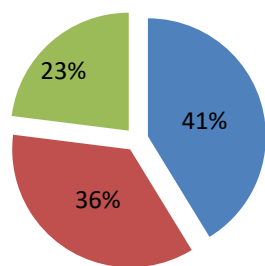
Total Expenses	\$ 1,662,108
----------------	--------------

Change in Net Assets	\$ 901,209
----------------------	------------

Net Assets, Beginning of Year	\$ 4,348,043
-------------------------------	--------------

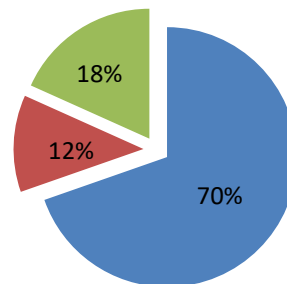
Net Assets, End of Year	\$ 5,249,252
-------------------------	--------------

2019 Revenues



- Contributions and Grants
- Fundraising Events - Net
- Investment Income

2019 Expenses



- Programs and Services
- Management and General
- Development

41%
36%
23%

70%
12%
18% move fundraising to net

Friends of Kids with Cancer

Financial Report, 2018

January 1, 2018 - December 31, 2018

Statement of Activities

Support and Revenues

Contributions and Grants	\$ 976,619
Fundraising Events - Net	\$ 632,874
Investment Income	\$ (232,632)

Total Support and Revenues	\$ 1,376,861
----------------------------	--------------

Expenses

Programs and Services	\$ 1,155,815
Management and General	\$ 215,733
Development	\$ 294,399

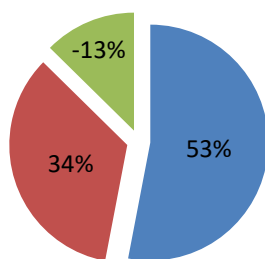
Total Expenses	\$ 1,665,947
----------------	--------------

Change in Net Assets	\$ (289,086)
----------------------	--------------

Net Assets, Beginning of Year	\$ 4,637,129
-------------------------------	--------------

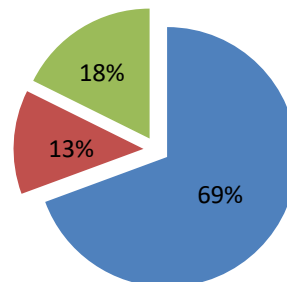
Net Assets, End of Year	\$ 4,348,043
-------------------------	--------------

2018 Revenues



- Contributions and Grants
- Fundraising Events - Net
- Investment Income

2018 Expenses



- Programs and Services
- Management and General
- Development

Friends of Kids with Cancer

Financial Report, 2017

January 1, 2017 - December 31, 2017

Statement of Activities

Support and Revenues

Contributions and Grants	\$ 1,012,177
Fundraising Events - Net	\$ 670,745
Investment Income	\$ 458,570
Total Support and Revenues	\$ 2,141,492

Expenses

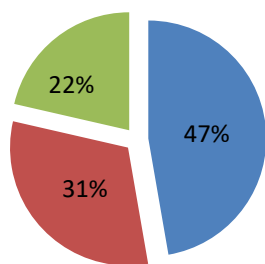
Programs and Services	\$ 1,200,018
Management and General	\$ 217,850
Development	\$ 140,094
Total Expenses	\$ 1,557,962

Change in Net Assets \$ 583,530

Net Assets, Beginning of Year \$ 4,053,599

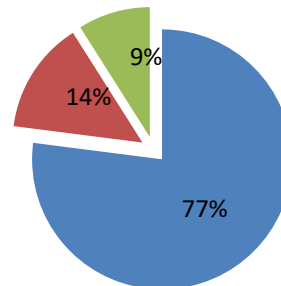
Net Assets, End of Year \$ 4,637,129

2017 Revenues



- Contributions and Grants
- Fundraising Events - Net
- Investment Income

2017 Expenses



- Programs and Services
- Management and General
- Development